

# WOODLAND OVERSEAS SCHOOL



*An International School*



Dear Parent

Summer Vacation is the time for the children to explore their myriad interest and indulge in various activities which would lead to their all-round development.

The activities have been designed to fire the imagination of students while exciting them to explore, discover and reinvent.

So, here are few interesting activities to keep you going through the summer break.

1. Make a tablemat on the chart of any colour (size 30 x 45 cm) by writing tables from 6 to 15 and laminate or cover it with transparent sheet. Please check the sample attached with it. Write your name / class/ section on top.

HARGUN – G-3 GULMOHAR									
6 X 1 = 6	7 X 1 = 7	8 X 1 = 8	9 X 1 = 9	10 X 1 = 10	11 X 1 = 11	12 X 1 = 12	13 X 1 = 13	14 X 1 = 14	15 X 1 = 15
6 X 2 = 12	7 X 2 = 14	8 X 2 = 16	9 X 2 = 18	10 X 2 = 20	11 X 2 = 22	12 X 2 = 24	13 X 2 = 26	14 X 2 = 28	15 X 2 = 30
6 X 3 = 18	7 X 3 = 21	8 X 3 = 24	9 X 3 = 27	10 X 3 = 30	11 X 3 = 33	12 X 3 = 36	13 X 3 = 39	14 X 3 = 42	15 X 3 = 45
6 X 4 = 24	7 X 4 = 28	8 X 4 = 32	9 X 4 = 36	10 X 4 = 40	11 X 4 = 44	12 X 4 = 48	13 X 4 = 52	14 X 4 = 56	15 X 4 = 60
6 X 5 = 30	7 X 5 = 35	8 X 5 = 40	9 X 5 = 45	10 X 5 = 50	11 X 5 = 55	12 X 5 = 60	13 X 5 = 65	14 X 5 = 70	15 X 5 = 75
6 X 6 = 36	7 X 6 = 42	8 X 6 = 48	9 X 6 = 54	10 X 6 = 60	11 X 6 = 66	12 X 6 = 72	13 X 6 = 78	14 X 6 = 84	15 X 6 = 90
6 X 7 = 42	7 X 7 = 49	8 X 7 = 56	9 X 7 = 63	10 X 7 = 70	11 X 7 = 77	12 X 7 = 84	13 X 7 = 91	14 X 7 = 98	15 X 7 = 105
6 X 8 = 48	7 X 8 = 56	8 X 8 = 64	9 X 8 = 72	10 X 8 = 80	11 X 8 = 88	12 X 8 = 96	13 X 8 = 104	14 X 8 = 112	15 X 8 = 120
6 X 9 = 54	7 X 9 = 63	8 X 9 = 72	9 X 9 = 81	10 X 9 = 90	11 X 9 = 99	12 X 9 = 108	13 X 9 = 117	14 X 9 = 126	15 X 9 = 135
6 X 10 = 60	7 X 10 = 70	8 X 10 = 80	9 X 10 = 90	10 X 10 = 100	11 X 10 = 110	12 X 10 = 120	13 X 10 = 130	14 X 10 = 140	15 X 10 = 150

2. Woodlander must visit for the medical checkup along with health card (print out on A4 size sheet which is given below) and it has to be submitted to the class in charge after summer vacation.





# HEALTH CARD

NAME OF THE STUDENT	
CLASS / SECTION	
ADMISSION NUMBER	
FATHER'S NAME	
MOTHER'S NAME	
DATE OF BIRTH	
AADHAR CARD NUMBER	
GENDER	
CONTACT NUMBER	

## FITNESS REPORT

BLOOD GROUP	
HAEMOGLOBIN	
ANAEMIA : (Mild moderate, severe or absent)	
HEIGHT (in cm)	
WEIGHT (in kg)	
EYE VISION : R.E ____, L.E ____	
DENTAL : TOOTH CAVITY	
DENTAL : GUM INFLAMMATION	
DE - WORMING	
ALLERGY (if , any)	
SURGERY (if, any)	

Parent's Signature



Family Doctor's Signature





### 3. LET'S ENHANCE OUR VOCABULARY

Read any story -Snow White And The Seven Dwarfs or Little Red Riding Hood. Draw on A4 size paper one of your favourite character from these stories and also write why you liked it and which one you didn't like it and why?



4. Create scenery by cutting different maximum geometrical shapes and paste them on A4 Size sheet.



5. For one week record the duration of time (in hours) you utilize watching TV, Surfing Internet , Playing outdoor games and Studying and present it in a tabular form by drawing on A4 size sheet. Refer to the image attached with it.

Review the time spent on each activity and now write what changes you would make for a healthier lifestyle. Do mention it on a A4 Size sheet.


IN HOURS	WATCHING TV	SURFING INTERNET	STUDYING	PLAYING OUTDOOR GAMES
Sunday				
Monday				
Tuesday				
Wednesday				
Thursday				
Friday				
Saturday				

6. **“THE HEART OF A FATHER IS THE MASTERPIECE OF NATURE”**

Make this Father’s Day special by gathering the information about your Father. Now prepare 10 questions atleast and take the interview on Father’s Day which is on 18.06.2023 For example:

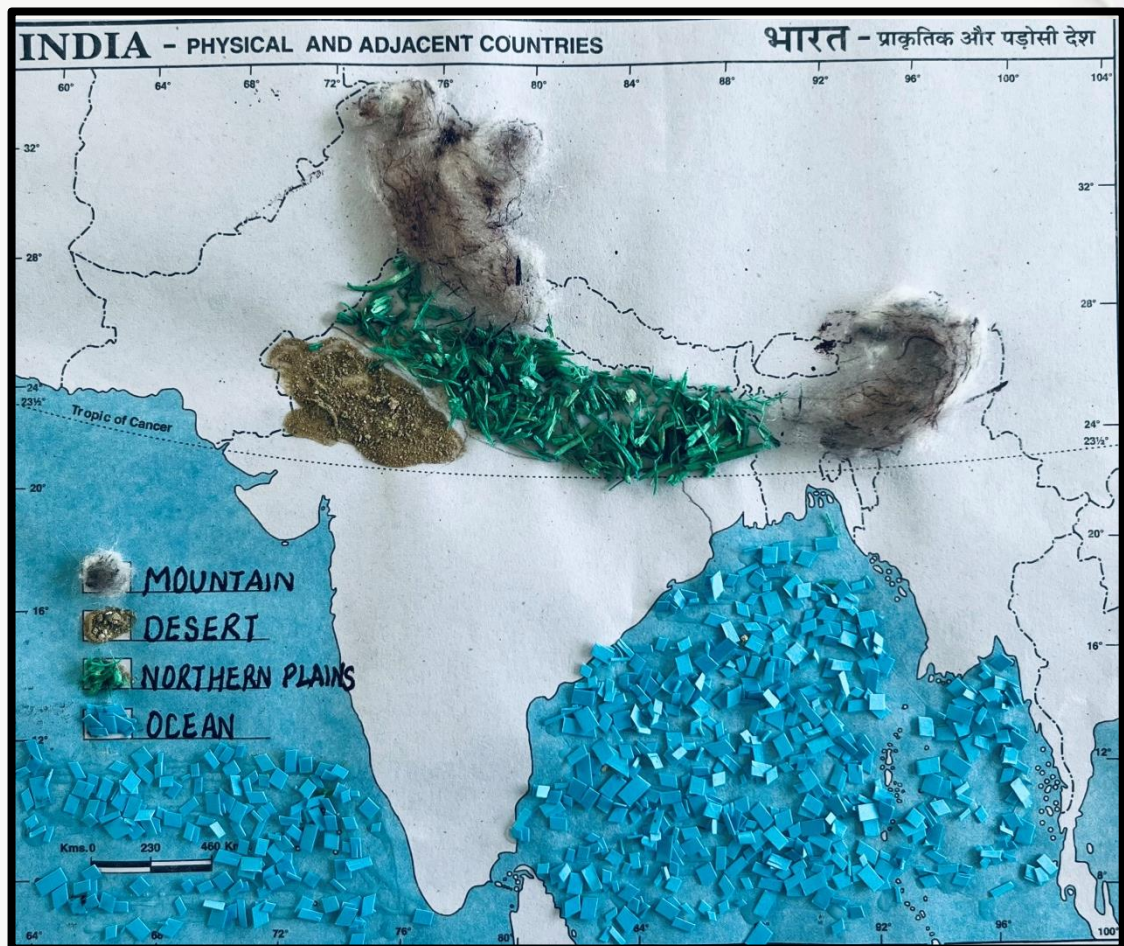
1. What are your memories about the house you lived in as a kid?
2. What was the most difficult thing you went through as a child?

7. Make a bookmark by drawing solar system on it and place it in your Social Science notebook.





8. On Indian map mark different physical features using things as listed below:
- i) Mountain region - Cotton dipped with brown colour
  - ii) Desert - Soil
  - iii) Plain - Leaves / grass
  - iv) Rivers / Oceans - Blue papers cut outs



9. Read any chapter of Term -1 English and write new words with their meaning to enhance the vocabulary and make a word wall or ladder as shown-

